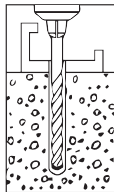
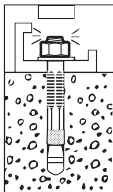


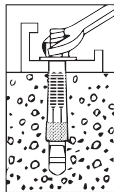
Dynabolt Sleeve Anchors



1



2



3

- 1** Use a carbide tipped drill bit whose diameter is equal to the anchor. See catalog chart at www.itwredhead.com to determine proper size bit for anchor used. Drill hole to any depth exceeding minimum embedment. Clean hole.
- 2** Insert assembled anchor through fixture and into hole so that washer or head is flush with materials to be fastened.
- 3** Expand anchor by tightening nut or head 2 to 3 turns.